

# Boston 35

The charm and elegance befitting a state capitol



## FEATURES

- Specification grade recess fixture available in 2' x 2' style
- Charming visual with an Avant-garde style
- Direct/Indirect or Indirect only
- Baskets are available in perforated or solid metal finish
- Latch-Free basket for easier mounting; no moving parts for improved reliability
- Tool- Free access to lamps and ballast compartment
- White opal lens overlay conceals lamp and maintains balance between indirect light and direct light- Perforated baskets
- Provides soft, balanced illumination for a comfortable low glare light
- Housing and lamp compartment are fully recessed above the ceiling plane, minimizing lamp exposure
- Available with 3 or 4 lamps in T5/T5HO (14W or 24W)
- Suitable for mounting into T-bar ceilings grids

## APPLICATIONS

- Office area
- Conferences rooms
- Board rooms
- Retail applications
- Corridors
- Classrooms
- Supermarkets

## HOUSING

- Constructed of die-formed heavy gauge cold rolled steel, electrostatic powder coat finish. Reflectors feature same powder coat finish as housing.

## OPTICS

- Perforated baskets constructed of white perforated metal, with opal acrylic in-lay diffuser
- Solid baskets constructed of same sheet steel as housing, finished with same powder coat finish

## ELECTRICAL

- Electronic ballasts : 120V, 120-277V, 347V
- All electrical components are UL approved/recognized
- Lamp holders which are provided ensure positive lamp retention
- Standard ballast are electronic programmed rapid start for T5/T5HO lamp configurations
- The standard voltage is universal 120V-277V, 50-60HZ, or as specified.



## OPTIONS

- Dimming Ballast (D)
- Emergency Ballast (EM)

# Boston 35



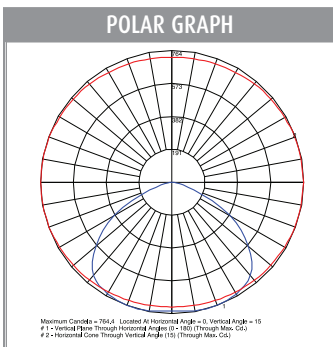
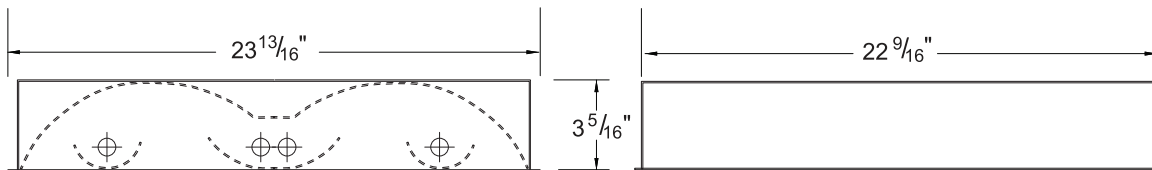
Features latch-free basket



Perforated Baskets



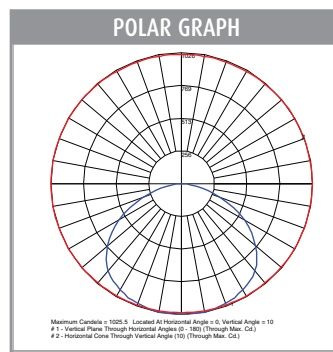
Solid Baskets



**4 X F24T5HO (Perforated Basket)**

ZONAL LUMEN SUMMARY			
Zone	Lumens	% Lamp	% Fixt
0-30	617.68	8.8	25.7
0-40	1046.16	14.9	43.5
0-60	1951.18	27.9	81.2
0-90	2402.79	34.3	100
90-120	.18	0	0
90-130	.18	0	0
90-150	.18	0	0
90-180	.18	0	0
0-180	2402.97	34.3	100

**Total Luminaire Efficiency = 34.3%**



**4 X F24T5HO (Solid Basket)**

ZONAL LUMEN SUMMARY			
Zone	Lumens	% Lamp	% Fixt
0-30	826.26	11.8	25.6
0-40	1381.84	19.7	42.8
0-60	2539.59	36.3	78.7
0-90	3226.45	46.1	100
90-120	.35	0	0
90-130	.35	0	0
90-150	.35	0	0
90-180	.35	0	0
0-180	3226.8	46.1	100

**Total Luminaire Efficiency = 46.1%**

## ORDERING INFORMATION

SERIES	TOTAL # LAMPS	LAMP WATTAGE	BASKETS	VOLTAGE	OPTIONS
BOS35	3	14=14WT5	Blank=Perforated	UNV (120-277)	
	4	24=24WT5HO	S=Solid	347	



Note: Dimensions subject to change without notice. Certain configurations may not be available.

DATE	PROJECT NAME	MODEL	TYPE